



# UPS Series

## UPS 12460 Datasheet

12V Top Terminal VRLA-AGM

### Specifications

Voltage (Vdc)	12
Nominal Capacity (9.60V per PCS @ 25°C)	460W @5min-rate
Watts Per Cell (30-Sec 1.67 VPC @ 25°C)	--
Watts Per Cell (5-Min 1.67 VPC @ 25°)	74.00
Watts Per Cell (15-Min 1.67 VPC @ 25°)	36.83
Max Charge Current (A)	3.80
Max Discharge Current (A)	130
Short Circuit Current (A)	450
Internal Resistance (mΩ)	Approx. 16.60
Terminal Type	F2 terminal -Faston Tab 250
Terminal Torque	--
Container Material	ABS (UL 94-HB) & Flame Retardant (94-V0) available upon request
Weight (kg. / lb., Approx.)	2.50 / 5.51
Length (L) (mm / in)	150.9±2.0 / 5.94±0.08
Width (W) (mm / in)	64.8±1.0 / 2.55±0.04
Height (H) (mm / in)	98.6±1.0 / 3.88±0.04
Design Life	Up to 5 Years in Standby Service at 25°C Eurobat (20°C): 3-5 Years Standard Commercial Nominal: 25°C (77°F) Discharge: -15°C - 50°C (5°F-122°F) Charge/Storage: -15°C - 40°C (5°F - 104°F)
Operating Temperature	
Float Charging Voltage	13.5 - 13.8 Vdc/battery 25°C (77°F)
Eq. Charging Voltage	14.4 - 15.0 Vdc/battery 25°C (77°F)
Self-Discharge	Less than 10% after 90 days, can be stored up to 6 months at 25°C (77°F); Fully recharging is required before usage, and charged sooner if stored at higher temperature than 25°C (77°F).



Valve Regulated Lead Acid  
(VRLA) Battery

Maintenance-Free, Absorbent  
Glass Mat (AGM) Technology for  
Efficient Gas Recombination of  
up to 99%

Pure Lead Construction and  
Proprietary Elements

Designed for High-Rate UPS,  
Float Service Standby Power  
Applications

Built in Accordance with IEC  
61056-1/2:2012 and UL1989  
Recognized (MH14533)





# UPS Series

## UPS 12460 Datasheet

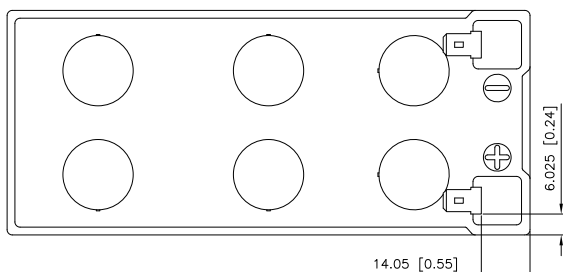
12V Top Terminal VRLA-AGM

### Constant Current Discharge Characteristics Unit: A (25°C, 77°F)

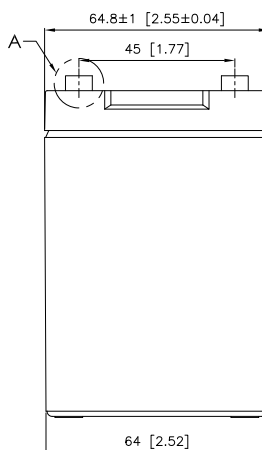
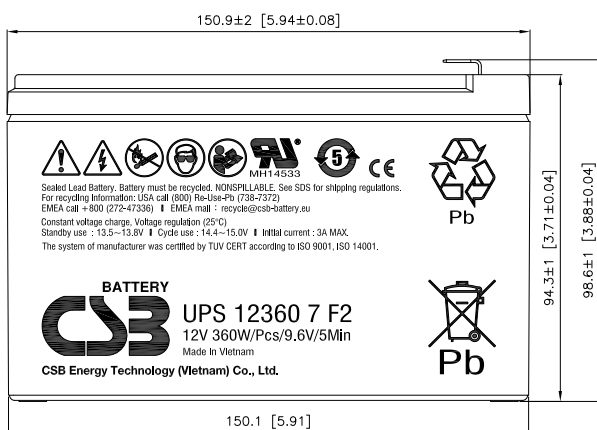
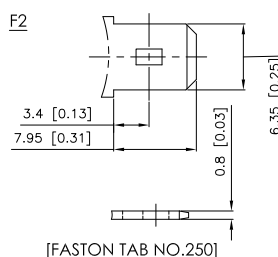
F.V/Time	2MIN	4MIN	5MIN	6MIN	8MIN	10MIN	15MIN	20MIN	30MIN	45MIN	60MIN	90MIN
10.02V (1.67 VPC)	69.5	50.0	43.4	38.7	31.7	26.9	19.7	15.7	11.5	8.33	6.63	4.78
10.50V (1.75 VPC)	60.5	45.1	39.9	35.6	29.8	25.4	19.0	15.3	11.3	8.19	6.52	4.72
10.80V (1.80 VPC)	53.8	41.1	36.5	33.0	27.8	24.0	18.2	14.7	11.0	7.98	6.38	4.62

### Constant Power Discharge Characteristics Unit: W (25°C, 77°F)

F.V/Time	2MIN	4MIN	5MIN	6MIN	8MIN	10MIN	15MIN	20MIN	30MIN	45MIN	60MIN	90MIN
10.02V (1.67 VPC)	673	500	444	400	338	291	221	178	132	96.3	77.0	56.2
10.50V (1.75 VPC)	605	462	414	378	321	280	215	175	130	95.4	76.4	55.7
10.80V (1.80 VPC)	555	429	387	356	303	266	207	168	128	93.6	75.1	54.7



Detail A Drawing(3:1)





# UPS Series

## UPS 12580 Datasheet

12V Top Terminal VRLA-AGM

### Specifications

Voltage (Vdc)	12
Nominal Capacity (9.60V per PCS @ 25°C)	580W @5min-rate
Watts Per Cell (30-Sec 1.67 VPC @ 25°C)	--
Watts Per Cell (5-Min 1.67 VPC @ 25°)	94.17
Watts Per Cell (15-Min 1.67 VPC @ 25°)	43.50
Max Charge Current (A)	4.80
Max Discharge Current (A)	130
Short Circuit Current (A)	575
Internal Resistance (mΩ)	Approx. 11.80
Terminal Type	F2 terminal -Faston Tab 250
Terminal Torque	--
Container Material	ABS (UL 94-HB) & Flame Retardant (94-V0) available upon request
Weight (kg. / lb., Approx.)	2.83 / 6.24
Length (L) (mm / in)	150.9±2.0 / 5.94±0.08
Width (W) (mm / in)	64.8±1.0 / 2.55±0.04
Height (H) (mm / in)	98.6±1.0 / 3.88±0.04
Design Life	Up to 5 Years in Standby Service at 25°C Eurobat (20°C): 3-5 Years Standard Commercial Nominal: 25°C (77°F) Discharge: -15°C - 50°C (5°F-122°F) Charge/Storage: -15°C - 40°C (5°F - 104°F)
Operating Temperature	
Float Charging Voltage	13.5 - 13.8 Vdc/battery 25°C (77°F)
Eq. Charging Voltage	14.4 - 15.0 Vdc/battery 25°C (77°F)
Self-Discharge	Less than 10% after 90 days, can be stored up to 6 months at 25°C (77°F); Fully recharging is required before usage, and charged sooner if stored at higher temperature than 25°C (77°F).



Valve Regulated Lead Acid  
(VRLA) Battery

Maintenance-Free, Absorbent  
Glass Mat (AGM) Technology for  
Efficient Gas Recombination of  
up to 99%

Pure Lead Construction and  
Proprietary Elements

Designed for High-Rate UPS,  
Float Service Standby Power  
Applications

Built in Accordance with IEC  
61056-1/2:2012 and UL1989  
Recognized (MH14533)





# UPS Series

## UPS 12580 Datasheet


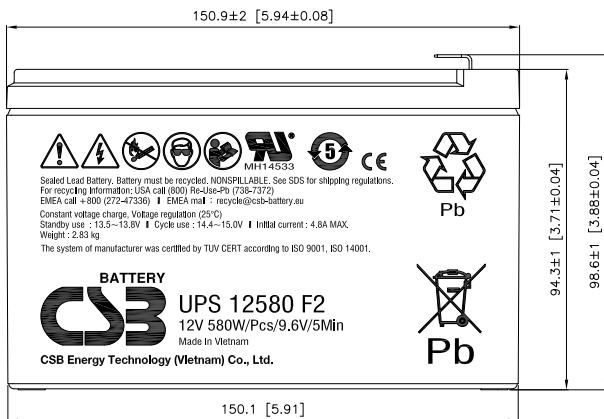
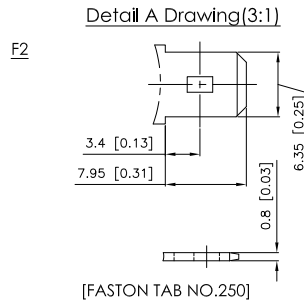
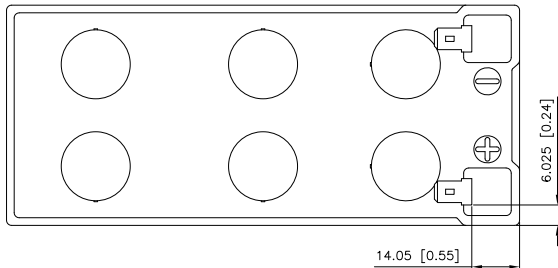
12V Top Terminal VRLA-AGM

### Constant Current Discharge Characteristics Unit: A (25°C, 77°F)

F.V/Time	2MIN	4MIN	5MIN	6MIN	8MIN	10MIN	15MIN	20MIN	30MIN	45MIN	60MIN	90MIN
10.02V (1.67 VPC)	85.3	60.2	51.7	45.6	37.6	31.7	22.7	18.1	13.0	9.30	7.33	5.20
10.50V (1.75 VPC)	73.6	53.7	47.2	42.2	35.6	30.1	22.1	17.5	12.7	9.05	7.11	5.03
10.80V (1.80 VPC)	66.1	48.8	43.2	39.3	33.2	28.4	21.1	16.9	12.4	8.82	6.92	4.91

### Constant Power Discharge Characteristics Unit: W (25°C, 77°F)

F.V/Time	2MIN	4MIN	5MIN	6MIN	8MIN	10MIN	15MIN	20MIN	30MIN	45MIN	60MIN	90MIN
10.02V (1.67 VPC)	877	643	565	504	420	356	261	206	149	107	84.0	58.9
10.50V (1.75 VPC)	808	601	538	481	402	343	254	203	147	105	83.1	58.4
10.80V (1.80 VPC)	750	568	505	458	383	329	245	197	145	104	81.7	57.6





# UPS Series

## UPS 123606 Datasheet

12V Top Terminal VRLA-AGM

### Specifications

Voltage (Vdc)	12
Nominal Capacity (9.60V per PCS @ 25°C)	360W @5min-rate
Watts Per Cell (30-Sec 1.67 VPC @ 25°C)	--
Watts Per Cell (5-Min 1.67 VPC @ 25°)	57.83
Watts Per Cell (15-Min 1.67 VPC @ 25°)	27.83
Max Charge Current (A)	3.00
Max Discharge Current (A)	130 *
Short Circuit Current (A)	325
Internal Resistance (mΩ)	Approx. 20.70
Terminal Type	F2 terminal -Faston Tab 250 *
Terminal Torque	--
Container Material	ABS (UL 94-HB) & Flame Retardant (94-V0) available upon request
Weight (kg. / lb., Approx.)	1.97 / 4.34
Length (L) (mm / in)	150.9±2.0 / 5.94±0.08
Width (W) (mm / in)	51.0±1.0 / 2.01±0.04
Height (H) (mm / in)	98.6±1.0 / 3.88±0.04
Design Life	Up to 5 Years in Standby Service at 25°C Eurobat (20°C): 3-5 Years Standard Commercial
Operating Temperature	Nominal: 25°C (77°F) Discharge: -15°C - 50°C (5°F-122°F) Charge/Storage: -15°C - 40°C (5°F - 104°F)
Float Charging Voltage	13.5 - 13.8 Vdc/battery 25°C (77°F)
Eq. Charging Voltage	14.4 - 15.0 Vdc/battery 25°C (77°F)
Self-Discharge	Less than 10% after 90 days, can be stored up to 6 months at 25°C (77°F); Fully recharging is required before usage, and charged sooner if stored at higher temperature than 25°C (77°F).



Valve Regulated Lead Acid (VRLA) Battery

Maintenance-Free, Absorbent Glass Mat (AGM) Technology for Efficient Gas Recombination of up to 99%

Pure Lead Construction and Proprietary Elements

Designed for High-Rate UPS, Float Service Standby Power Applications

Built in Accordance with IEC 61056-1/2:2012 and UL1989 Recognized (MH14533)





# UPS Series

## UPS 123606 Datasheet

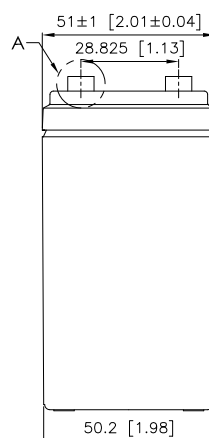
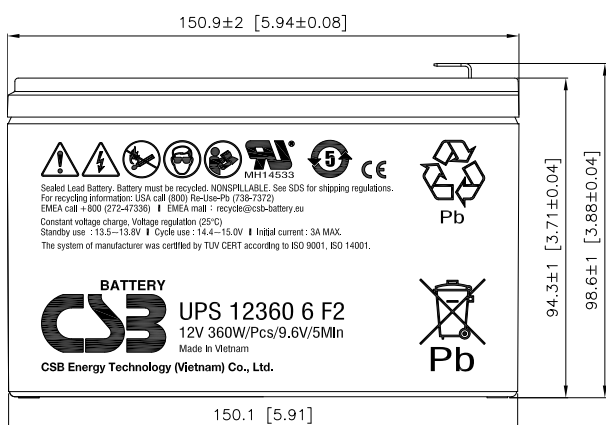
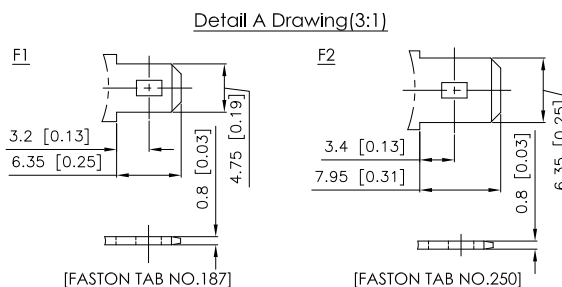
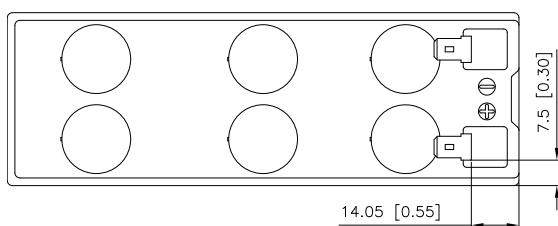
12V Top Terminal VRLA-AGM

### Constant Current Discharge Characteristics Unit: A (25°C, 77°F)

F.V/Time	2MIN	4MIN	5MIN	6MIN	8MIN	10MIN	15MIN	20MIN	30MIN	45MIN	60MIN	90MIN
10.02V (1.67 VPC)	55.0	38.8	33.7	30.1	24.0	20.4	15.1	12.1	8.84	6.38	5.06	3.62
10.50V (1.75 VPC)	47.1	34.6	30.8	27.2	22.5	19.2	14.6	11.8	8.68	6.26	4.97	3.58
10.80V (1.80 VPC)	42.4	31.4	27.6	24.8	20.7	18.0	13.9	11.3	8.40	6.11	4.88	3.52

### Constant Power Discharge Characteristics Unit: W (25°C, 77°F)

F.V/Time	2MIN	4MIN	5MIN	6MIN	8MIN	10MIN	15MIN	20MIN	30MIN	45MIN	60MIN	90MIN
10.02V (1.67 VPC)	529	388	347	308	254	218	167	134	99.1	72.4	58.0	42.3
10.50V (1.75 VPC)	472	364	319	287	238	210	159	132	98.2	71.7	57.3	41.7
10.80V (1.80 VPC)	423	330	293	264	225	199	154	126	96.0	70.3	56.4	41.2



\* F1 terminal is available, Max Discharge Current = 100 A (5sec)



# UPS Series

## UPS 123607 Datasheet

12V Top Terminal VRLA-AGM

### Specifications

Voltage (Vdc)	12
Nominal Capacity (9.60V per PCS @ 25°C)	360W @5min-rate
Watts Per Cell (30-Sec 1.67 VPC @ 25°C)	--
Watts Per Cell (5-Min 1.67 VPC @ 25°)	58.67
Watts Per Cell (15-Min 1.67 VPC @ 25°)	28.17
Max Charge Current (A)	3.00
Max Discharge Current (A)	130 *
Short Circuit Current (A)	325
Internal Resistance (mΩ)	Approx. 20.90
Terminal Type	F2 terminal -Faston Tab 250 *
Terminal Torque	--
Container Material	ABS (UL 94-HB) & Flame Retardant (94-V0) available upon request
Weight (kg. / lb., Approx.)	2.00 / 4.41
Length (L) (mm / in)	150.9±2.0 / 5.94±0.08
Width (W) (mm / in)	64.8±1.0 / 2.55±0.04
Height (H) (mm / in)	98.6±1.0 / 3.88±0.04
Design Life	Up to 5 Years in Standby Service at 25°C Eurobat (20°C): 3-5 Years Standard Commercial
Operating Temperature	Nominal: 25°C (77°F) Discharge: -15°C - 50°C (5°F-122°F) Charge/Storage: -15°C - 40°C (5°F - 104°F)
Float Charging Voltage	13.5 - 13.8 Vdc/battery 25°C (77°F)
Eq. Charging Voltage	14.4 - 15.0 Vdc/battery 25°C (77°F)
Self-Discharge	Less than 10% after 90 days, can be stored up to 6 months at 25°C (77°F); Fully recharging is required before usage, and charged sooner if stored at higher temperature than 25°C (77°F).



Valve Regulated Lead Acid  
(VRLA) Battery

Maintenance-Free, Absorbent  
Glass Mat (AGM) Technology for  
Efficient Gas Recombination of  
up to 99%

Pure Lead Construction and  
Proprietary Elements

Designed for High-Rate UPS,  
Float Service Standby Power  
Applications

Built in Accordance with IEC  
61056-1/2:2012 and UL1989  
Recognized (MH14533)





# UPS Series

## UPS 123607 Datasheet

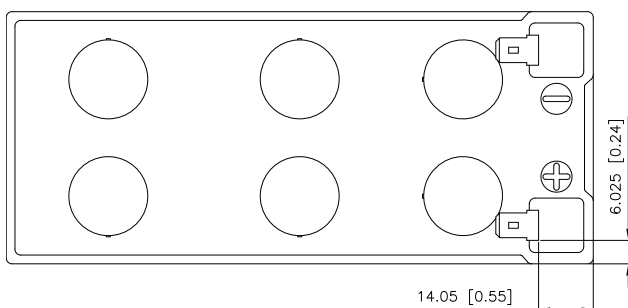
12V Top Terminal VRLA-AGM

### Constant Current Discharge Characteristics Unit: A (25°C, 77°F)


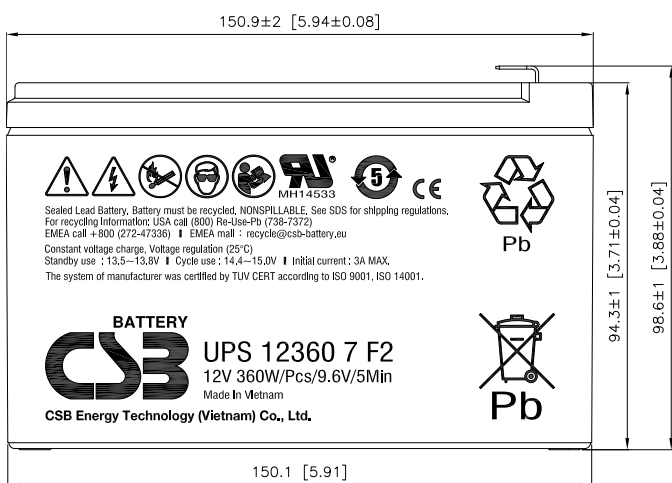
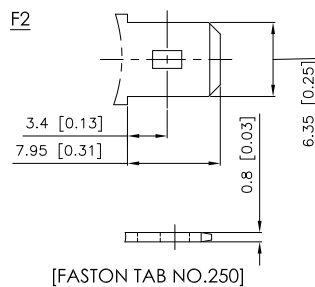
F.V/Time	2MIN	4MIN	5MIN	6MIN	8MIN	10MIN	15MIN	20MIN	30MIN	45MIN	60MIN	90MIN
10.02V (1.67 VPC)	55.7	39.2	34.0	29.7	24.0	20.2	14.8	11.8	8.66	6.29	5.02	3.60
10.50V (1.75 VPC)	47.1	35.0	30.7	27.2	22.4	19.1	14.3	11.5	8.50	6.20	4.95	3.56
10.80V (1.80 VPC)	42.0	31.5	27.9	24.8	20.7	17.9	13.6	11.1	8.30	6.07	4.86	3.51

### Constant Power Discharge Characteristics Unit: W (25°C, 77°F)

F.V/Time	2MIN	4MIN	5MIN	6MIN	8MIN	10MIN	15MIN	20MIN	30MIN	45MIN	60MIN	90MIN
10.02V (1.67 VPC)	522	390	352	315	263	225	169	136	100	72.9	58.4	42.5
10.50V (1.75 VPC)	462	365	326	295	249	214	164	132	96.8	71.6	57.8	41.9
10.80V (1.80 VPC)	428	339	301	274	232	203	156	128	95.2	70.0	56.3	41.4



Detail A Drawing(3:1)



\* F1 terminal is available, Max Discharge Current = 100 A (5sec)